



Key Fund Characteristics

Monthly NAV total return	-0.31%	Ticker	SSIF:LN
NAV per ordinary share	92.36p	ISIN	GB00BYMK5S87
Mid-price*	85.25p	Domicile	UK
Premium / (discount)	-7.70%	Listing	LSE SFS
Dividend frequency	Monthly	Ordinary shares in issue	52,660,350
Dividend yield*	8.21%	Market capitalisation	£44,892,948
Dividend Cover (EPS / DPS)	1.01x	NAV	£48,686,046
Weighted average portfolio gross yield	9.67%	Number of direct loans	13
Gearing	None	Number of platform loans	40
Currency hedged to GBP	100%	Weighted average maturity	2.83 years

Data as at 31/12/2019 *Source Bloomberg

Investment Objective

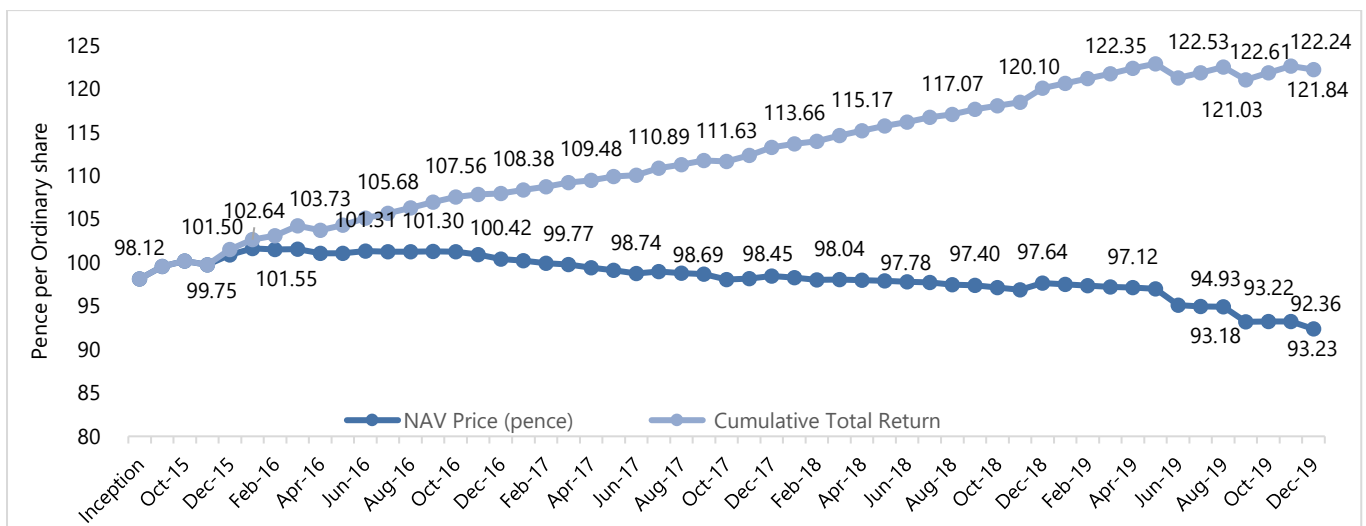
SQN Secured Income Fund Plc is a UK investment Trust with the investment objective of providing shareholders with attractive risk adjusted returns. The Company invests in a range of secured loans mainly through wholesale secured lending opportunities, secured trade, and receivable finance and other collateralised lending opportunities.

Performance and Dividend History

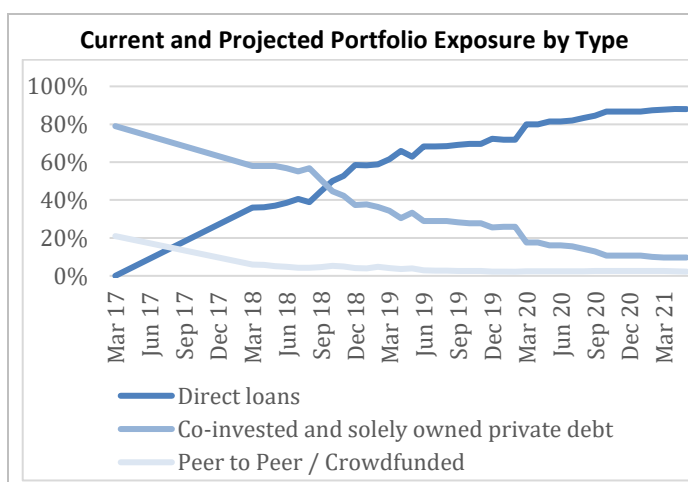
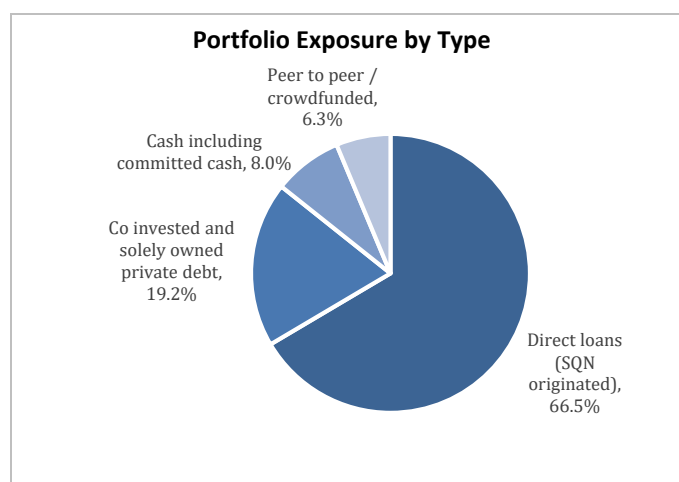
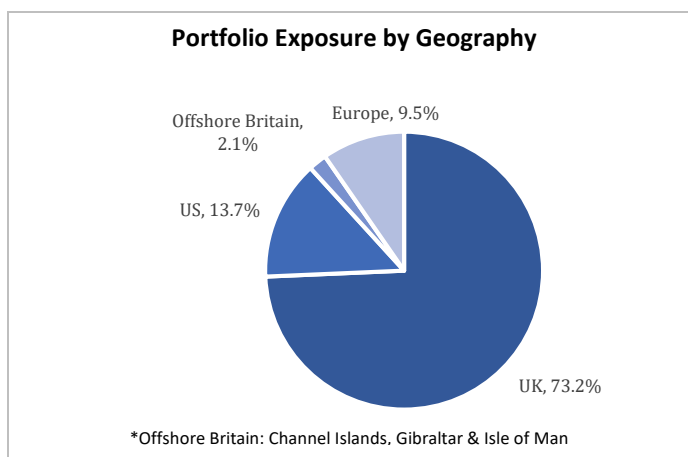
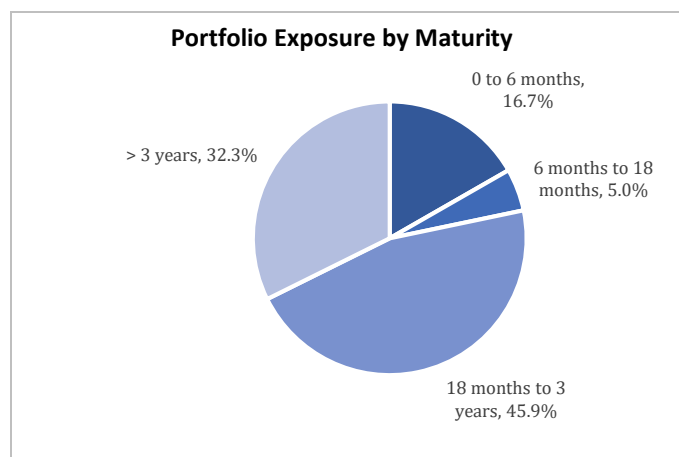
	Jan	Feb	Mar	Apr	May	Jun	Jul	Aug	Sep	Oct	Nov	Dec	Total from Jan 2017
NAV per share total return, including income*	2017 0.38%	0.33%	0.43%	0.26%	0.38%	0.14%	0.76%	0.34%	0.44%	-0.12%	0.64%	0.83%	12.48%
	2018 0.34%	0.27%	0.58%	0.47%	0.48%	0.39%	0.48%	0.28%	0.52%	0.33%	0.34%	1.38%	
	2019 0.44%	0.46%	0.44%	0.51%	0.44%	-1.32%	0.47%	0.57%	-1.23%	0.67%	0.63%	-0.31%	
Dividend *	2017 0.60p	0.60p	0.60p	0.60p	0.676p	0.525p	0.525p	0.525p	0.525p	0.525p	0.525p	0.525p	20.28p
	2018 0.525p	0.525p	0.525p	0.525p	0.525p	0.525p	0.525p	0.525p	0.583p	0.583p	0.583p	0.583p	
	2019 0.583p	0.583p	0.583p	0.583p	0.583p	0.583p	0.583p	0.583p	0.583p	0.583p	0.583p	0.583p	
Share price performance**	2017 -0.26%	-2.41%	6.32%	1.55%	-0.51%	0.00%	-0.51%	0.00%	-0.77%	-0.78%	-0.26%	-1.83%	-8.79%
	2018 -1.33%	0.00%	-1.08%	1.91%	-1.88%	0.00%	-0.82%	-1.10%	0.28%	1.11%	1.37%	0.00%	
	2019 -0.27%	0.00%	-0.27%	-0.27%	0.55%	0.00%	0.27%	-0.54%	0.00%	-2.45%	-2.51%	-2.29%	

* Per Ordinary Share ** Source Bloomberg

NAV & NAV Total Return



Portfolio Analytics



Top Ten Loan Exposure

Asset	Coupon	Maturity	Currency	Geographic region	Weighting
Loan 1	12.0%	Dec-24	USD	US	8.9%
Loan 2	11.0%	May-22	GBP	UK	5.2%
Loan 3	12.0%	Jun-21	GBP	UK	5.0%
Loan 4	11.0%	May-22	GBP	UK	4.8%
Loan 5	12.0%	Apr-22	GBP	UK	4.8%
Loan 6	12.0%	Nov-21	GBP	UK	3.6%
Loan 7	10.0%	Jun-21	GBP	UK	2.9%
Loan 8	12.0%	Sep-20	GBP	Offshore Britain	2.0%
Loan 9	10.0%	Jun-22	GBP	UK	1.5%
Loan 10	12.0%	Sep-20	GBP	UK	1.0%

For more information, please contact:

Manager: SQN Asset Management Ltd, Melita House, 124 Bridge Road, Chertsey, Surrey, KT16 8LA

Email: dkendall@sqncapital.com | Phone +44 (0) 1932 575 888

Broker: finnCap Ltd., 60 New Broad Street, London, EC2M 1JJ

William Marle | Email: WMarle@finncap.com | Phone: +44 (0) 20 7220 0557

Retail Broker: Kepler Partners LLP, 9/10 Savile Row, London, W1S 3PF

Hugh van Cutsem | Email: hugh@keplerpartners.com | Phone: +44 (0) 20 3384 8796