



**Key Fund Characteristics**

Monthly NAV total return	-0.56%	Ticker	SSIF:LN
NAV per ordinary share	89.05p	ISIN	GB00BYMK5S87
Mid-price*	74.00p	Domicile	UK
Premium / (discount)	-16.90%	Listing	LSE SFS
Dividend frequency	Monthly	Ordinary shares in issue	52,660,350
Dividend yield*	12.16%	Market capitalisation	£38,968,660
Dividend Cover (EPS / DPS)	0.39x	NAV	£46,944,860
Weighted average portfolio gross yield	9.83%	Number of direct loans	12
Gearing	None	Number of platform loans	33
Currency hedged to GBP	100%	Weighted average maturity	2.69 years

Data as at 31/03/2020 \*Source Bloomberg

**Investment Objective**

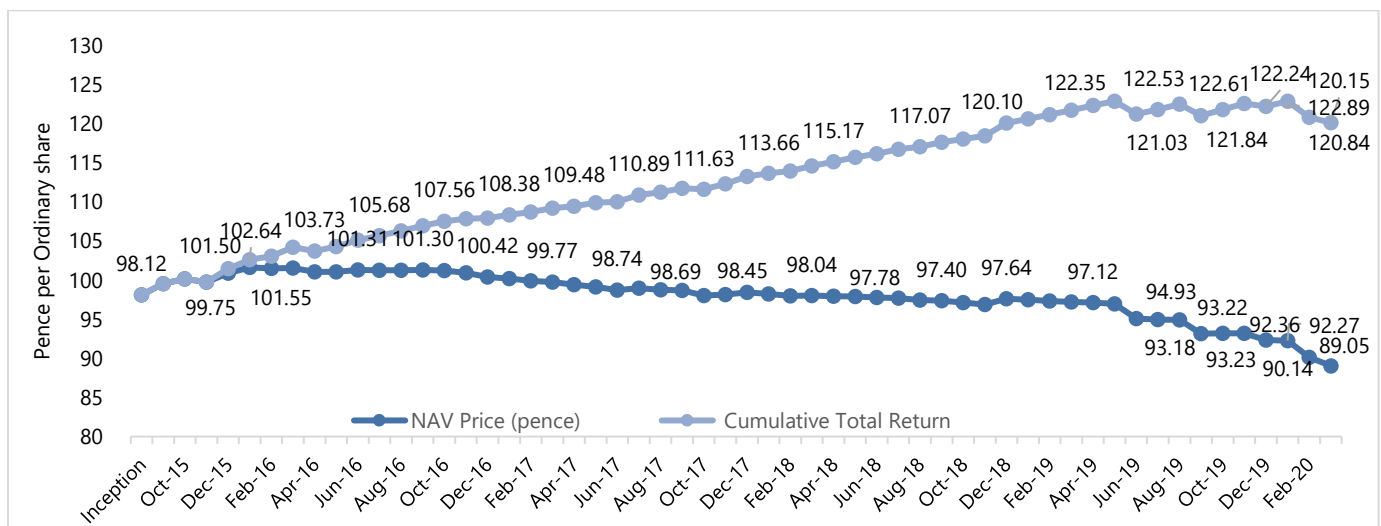
SQN Secured Income Fund Plc is a UK investment Trust with the investment objective of providing shareholders with attractive risk adjusted returns. The Company invests in a range of secured loans mainly through wholesale secured lending opportunities, secured trade, and receivable finance and other collateralised lending opportunities.

**Performance and Dividend History**

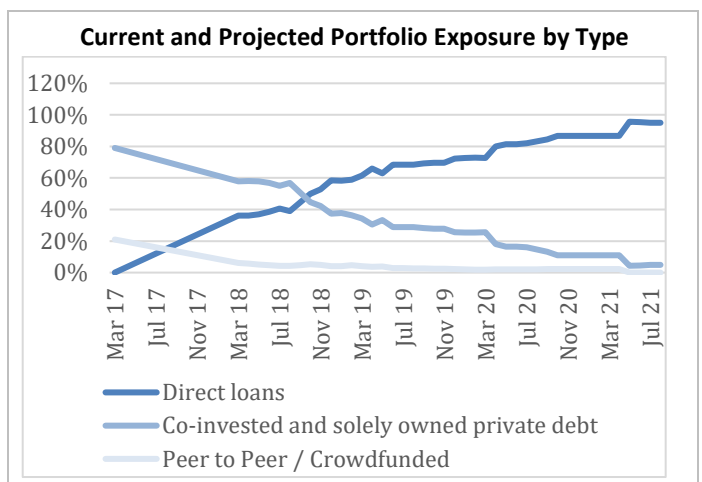
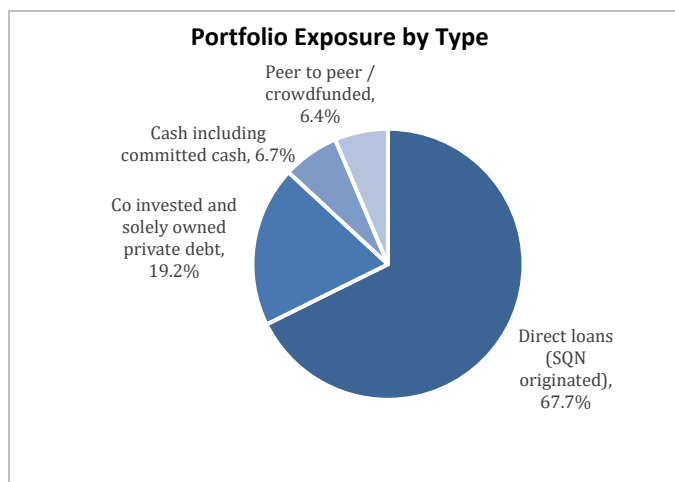
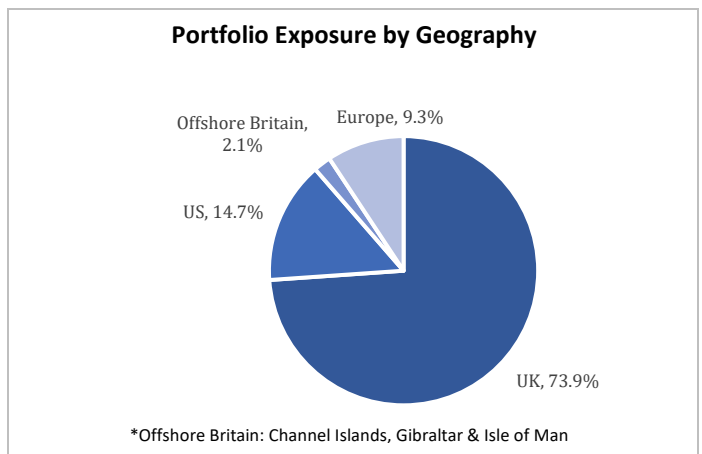
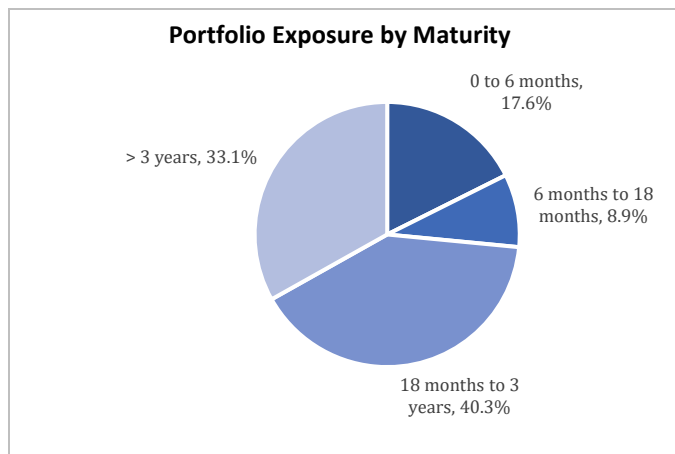
	Jan	Feb	Mar	Apr	May	Jun	Jul	Aug	Sep	Oct	Nov	Dec	Total from 2017	
NAV per share total return, including income*	2017	0.38%	0.33%	0.43%	0.26%	0.38%	0.14%	0.76%	0.34%	0.44%	-0.12%	0.64%	0.83%	<b>10.78%</b>
	2018	0.34%	0.27%	0.58%	0.47%	0.48%	0.39%	0.48%	0.28%	0.52%	0.33%	0.34%	1.38%	
	2019	0.44%	0.46%	0.44%	0.51%	0.44%	-1.32%	0.47%	0.57%	-1.23%	0.67%	0.63%	-0.31%	
	2020	0.53%	-1.67%	-0.56%										
Dividend *	2017	0.600p	0.600p	0.600p	0.600p	0.676p	0.525p	0.525p	0.525p	0.525p	0.525p	0.525p	0.525p	<b>22.03p</b>
	2018	0.525p	0.525p	0.525p	0.525p	0.525p	0.525p	0.525p	0.583p	0.583p	0.583p	0.583p		
	2019	0.583p	0.583p	0.583p	0.583p	0.583p	0.583p	0.583p	0.583p	0.583p	0.583p	0.583p		
	2020	0.583p	0.583p	0.583p										
Share price performance**	2017	-0.27%	-2.41%	6.32%	1.55%	-0.51%	0.00%	-0.51%	0.00%	-0.77%	-0.78%	-0.26%	-1.96%	<b>-22.13%</b>
	2018	-1.20%	0.00%	-1.62%	2.47%	-1.88%	0.00%	-0.82%	-1.10%	0.28%	1.11%	1.37%	0.00%	
	2019	-0.27%	0.00%	-0.27%	-0.27%	0.55%	0.00%	0.27%	-0.54%	0.00%	-2.45%	-2.51%	-2.29%	
	2020	0.00%	-1.17%	-12.17%										

\* Per Ordinary Share \*\* Source Bloomberg

**NAV & NAV Total Return**



**Portfolio Analytics**



**Top Ten Loan Exposure**

Asset	Coupon	Maturity	Currency	Geographic region	Weighting
Loan 1	12.0%	Dec-24	USD	US	9.5%
Loan 2	11.0%	May-22	GBP	UK	5.3%
Loan 3	12.0%	Jun-21	GBP	UK	5.1%
Loan 4	11.0%	May-22	GBP	UK	4.9%
Loan 5	12.0%	Apr-22	GBP	UK	4.9%
Loan 6	12.0%	Nov-21	GBP	UK	3.9%
Loan 7	10.0%	Jun-21	GBP	UK	2.9%
Loan 8	12.0%	Sep-20	GBP	Offshore Britain	2.0%
Loan 9	8.0%	Jul-20	USD	US	1.0%
Loan 10	12.0%	Sep-20	GBP	UK	0.9%

For more information, please contact:

Manager: SQN Asset Management Ltd, Melita House, 124 Bridge Road, Chertsey, Surrey, KT16 8LA  
 Email: [dkendall@sqncapital.com](mailto:dkendall@sqncapital.com) | Phone +44 (0) 1932 575 888

Broker: finnCap Ltd., 60 New Broad Street, London, EC2M 1JJ  
 William Marle | Email: [WMarle@finncap.com](mailto:WMarle@finncap.com) | Phone: +44 (0) 20 7220 0557

Retail Broker: Kepler Partners LLP, 9/10 Savile Row, London, W1S 3PF  
 Hugh van Cutsem | Email: [hugh@keplerpartners.com](mailto:hugh@keplerpartners.com) | Phone: +44 (0) 20 3384 8796